


Slide 1

Learning Objectives: Pentatonic scale and how they are used in music.

Learning Outcomes: Identify pentatonic scales in songs.




Slide 2

Read to the class from the screen.

Click 'Let's listen and watch' to watch and hear the notes go up the 'Scale Ladder'.

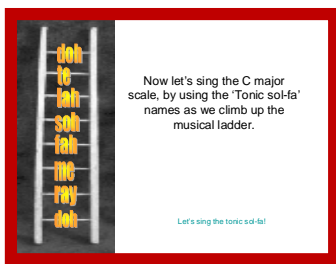
Click again if required.



Slide 3

Click 'Let's sing the letter names', asking the class to sing the letter names as they appear.

Click as many times as you require until the class can sing them confidently.




Slide 4

Click again, and ask the class to use the 'Tonic Sol-fa' method used for teaching sight singing.

This means using; doh, ray, me, fah, soh, lah, te, doh.

C D E F G A B C



Slide 5


Read to the class about the 'Pentatonic Scale'

Click 'Listen and watch' for the class to hear and watch the 'C' pentatonic scale move up the ladder.

A common pentatonic scale includes the first three notes of any major scale, skips the fourth, continues with the fifth and the sixth note, and skips the seventh.


The 'C' pentatonic creates C, D, E, G, A.

Slide 6



Click 'Let's sing the letter names, asking the class to sing the letter names of the 'C' pentatonic scale as they appear. Click as many times as you require until the class can sing them confidently.

Slide 7



Click again, and ask the class to use the 'Tonic Sol-fa' method used for teaching sight singing.

This means for the 'C' pentatonic scale we use;

doh, ray, me, soh, lah,

C D E G A

Slide 8



Now let's learn the song 'Swing Low Sweet Chariot' using the notes of the 'C' pentatonic scale.

Print lyrics from 'Resource Sheets'

Click 'Let's learn the song'.

Click as many times as required.